

# THE BEIJING POLL

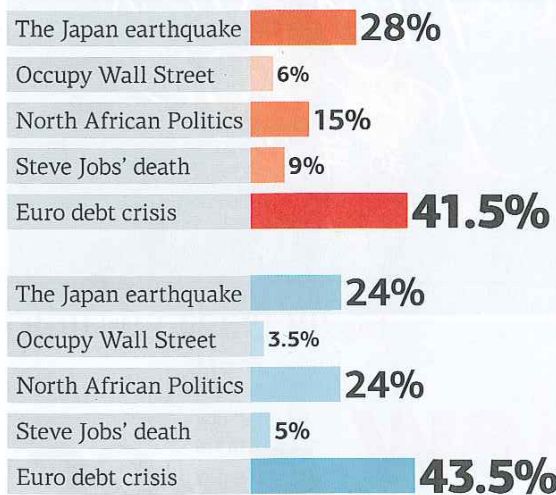
We asked 225 Beijing residents (**locals** and **expats**) how they feel about the year, the city and the world. Here's what Beijing thinks.

Polling by Han Shuang and Bonnie Burton

Chinese (142)

Expat (83)

### What 2011 event changed the world the most?



### My life changed for the better in 2011.



Yes 69%



No 31%



Yes 80%



No 20%

### Will the world economy get better in 2012?



Yes 41%



No 59%



Yes 40%



No 60%

### The 2012 event that will mean the most to me is ...



Xi Jinping becoming China's president	42%
The London 2012 Olympics	16%
The U.S. election	24%
My birthday	18%
Xi Jinping becoming China's president	14.5%
The London 2012 Olympics	16%
The U.S. election	36%
My birthday	33.5%

### What best symbolizes Beijing these days?



Hutongs	41%
Tian'anmen	32%
Forbidden City	16%
The Bird's Nest	7.5%
The CCTV Tower	3.5%
Hutongs	36%
Tian'anmen	12%
Forbidden City	14.5%
The Bird's Nest	7%
The CCTV Tower	30.5%

### Will the world end in 2012?



### Has Beijing gotten better since the Olympics?



36%



64%



50%



50%

### What's the worst thing about Beijing?

Traffic	33%
Air quality	28%
Rents	21%
Inflation	14%
Too many foreigners	4%
Traffic	16%
Air quality	75%
Rents	8%
Inflation	1%
Too many foreigners	0%



### The internet situation in Beijing is:

Great	13%
Okay	40%
Makes me want to scream	25%
What internet situation?	22%
Great	0%
Okay	20.5%
Makes me want to scream	77%
What internet situation?	2.5%



### What's the best thing that happened to you this year?

"I really enjoyed traveling this year. I went to many places, including Lushan Mountain, Yulushan Mountain, Poyang Lake, Dongting Lake, West Lake and Lingyin Temple. Traveling also makes my mind more open and bright."

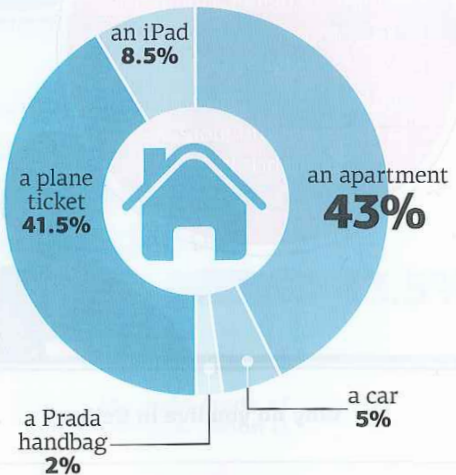
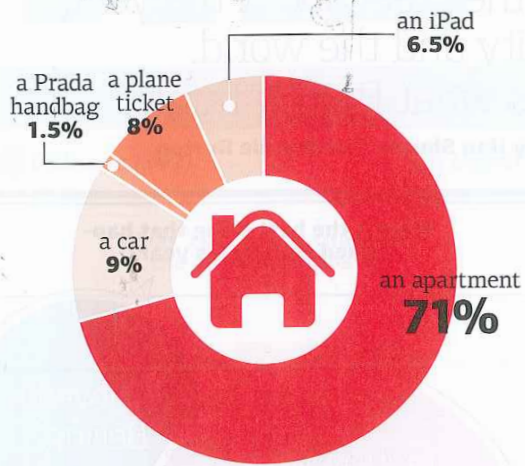
"I moved to Beijing."

### Why do you live in Beijing?

"I live in Beijing because it is one of the largest cities in the world, and you get to experience all the world has to offer all in just one place. If there is anything you need at any time of day, you can always find it somewhere in Beijing."




I would most like to buy:



Do you consider yourself a Beijinger?



Are you a Justin Bieber fan?



Hell No  
↓  
54%



Every week, I eat out X times:

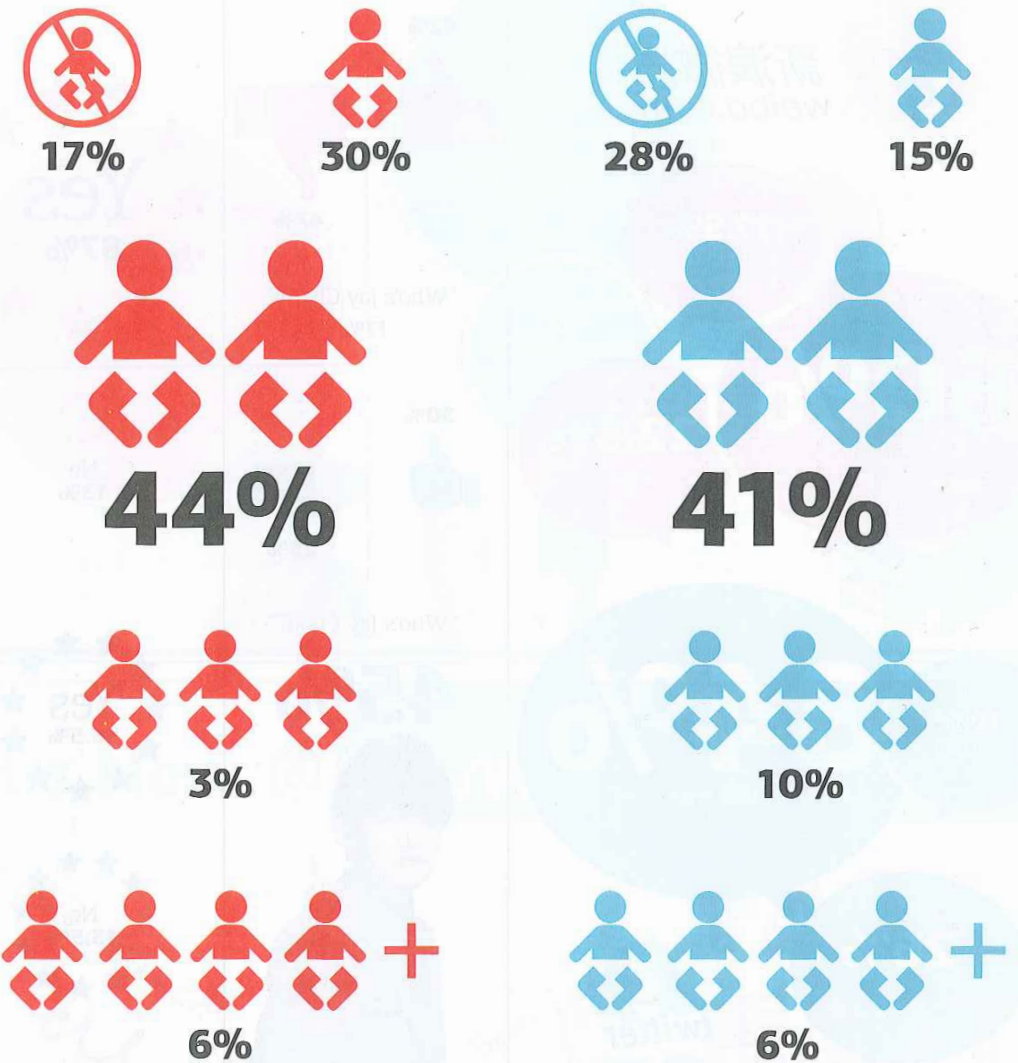


1 or fewer	26%
2	19%
3	12.5%
4+	42.5%

Every week, I go and party X times:

1 or fewer	70%
2	10%
3	5%
4+	15%

How many children would you like to have?



If I ruled the world...

"I would like to make human beings do much more to protect our earth, and enjoy life in the right way. I would also stop all wars."

"There would be no-pants Tuesdays."

"Ban cars, ride bicycles, and focus resources on inventing personal hovercrafts and cracking teleportation. Word."

"I would free all the animals from the zoos that mistreat them and put them back where they belong."

By the end of 2012, I will be...

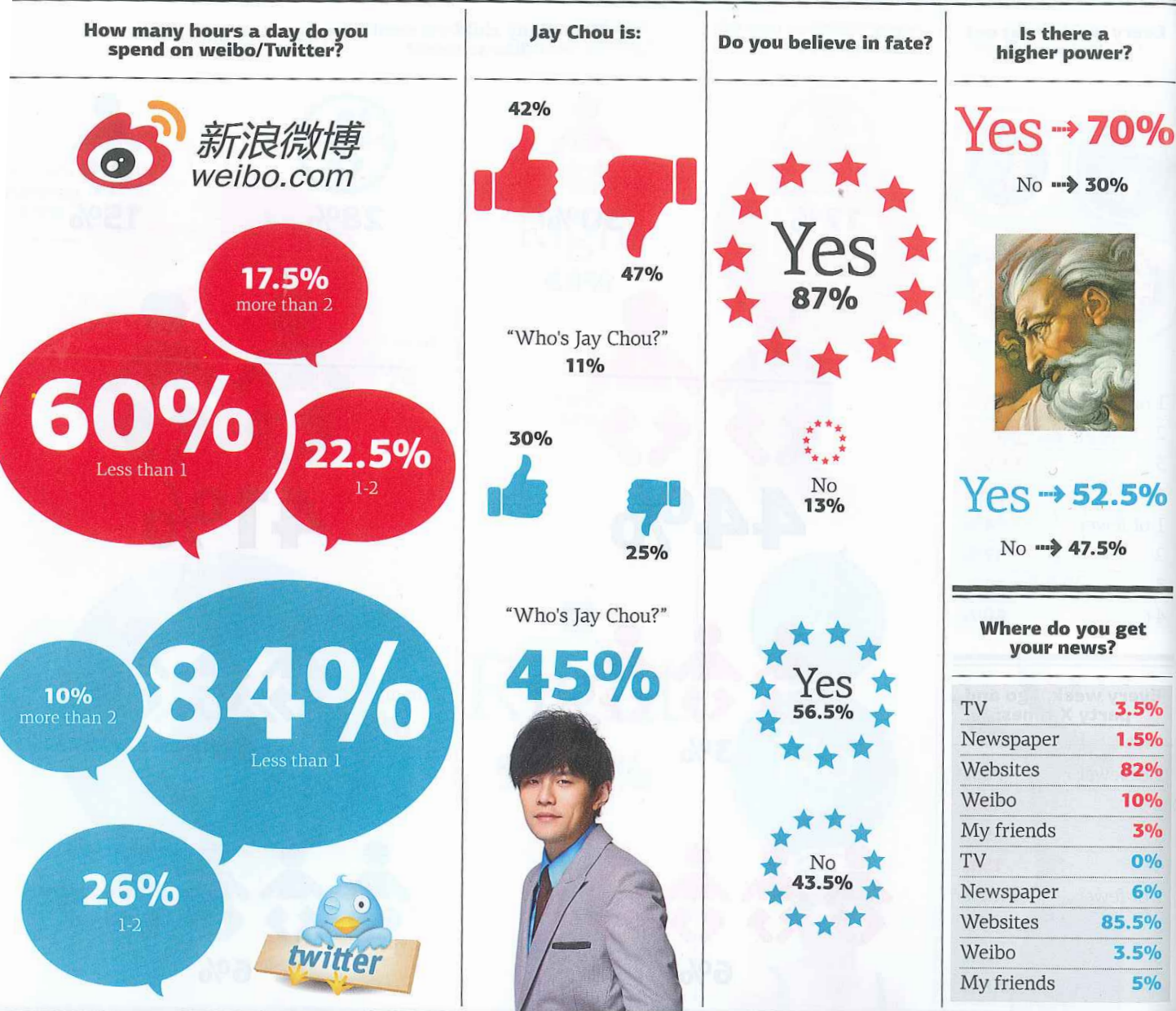
"I know there is no Noah's Ark ticket for me, so I'm thinking of traveling to Tibet and waiting there for the doomsday. Just kidding!"

"A famous and successful drag queen."

Seen any good movies recently?

"My Neighbor Totoro, Howl's Moving Castle, Kiki's Delivery Service and A Voyage of Chihiro. They are all Miyazaki Hayao animation films, and I watched all four last weekend, for the hundredth time. They're always wonderful."





## Behind the Stats

The people we surveyed and **how we did our poll**

As 2011 comes to an end, we set out to discover what Beijing residents really think about the city, the world, the coming apocalypse and various pop idols. We're not Gallup, and the poll's not going to win any methodology awards, but we think it offers a decent insight into public opinion. So just how did we get all these stats?

We polled 225 people, with an online survey and in-person interviews. 142, or 63 percent, of our respondents are Chinese, and 83 (36 percent) are expats. 56.5 percent of respondents are female, and 43.5 percent male. 1.5 percent are under 20 years old; 60.5 percent between 20 and 29; 30 percent between 30 and 39;

6.5 percent between 40 and 49; and 1.5 percent over 50 years old.

We sought a diversity of socioeconomic backgrounds in our interviews. Respondents included interns, students, lawyers, translators, music promoters, factory workers, homemakers, diplomats, wine importers, small business owners, IT specialists, PR managers and those working for hotels, NGOs and delivery services.

14 percent of our respondents make less than ¥2,000 per

month; 31 percent make ¥2,000-5,000; 20 percent make ¥5,001-10,000; 10 percent make ¥10,001-15,000; 8.6 percent make ¥15,001-20,000; 6.8 percent make ¥20,001-30,000; 3.9 percent make ¥30,001-40,000; and 5.7 percent make over ¥40,000 per month.

Our in-person polling was conducted in Wudaokou, Guomao, Dawanglu, Financial Street, Zhongguancun, Wangjing, Houhai, Gulou, Tongzhou, Changping and Fengtai.